



OPERATING MODE

Arolla Spot MP has one single operating mode that take 29 DMX channels.

DMX PROTOCOL

DMX Parameter number	FUNCTION
1	CYAN
2	MAGENTA
3	YELLOW
4	CTO
5	COLOR FUNCTION
6	COLOR WHEEL
7	STROBE
8	DIMMER
9	DIMMER FINE
10	IRIS
11	ROTATING GOBO 1 INSERTION
12	GOBO 1 ROTATION
13	GOBO 1 ROTATION FINE
14	ROTATING GOBO 2 INSERTION
15	GOBO 2 ROTATION








DMX Parameter number	FUNCTION
16	GOBO 2 ROTATION FINE
17	PRISM INSERTION
18	PRISM ROTATION
19	EFFECT WHEEL INSERTION
20	EFFECT WHEEL ROTATION
21	FROST
22	FOCUS
23	ZOOM
24	PAN
25	PAN FINE
26	TILT
27	TILT FINE
28	RESET
29	FUNCTION
-	-








Function details

<i>DMX Parameter</i>	<i>Bit Values</i>	<i>Function</i>
1	0 – 255	CYAN
		Linear 0 – 100% white to full (Color → CMY)
		Linear 0 – 100% full to white (Color → RGB)
2	0 – 255	MAGENTA
		Linear 0 – 100% white to full (Color → CMY)
		Linear 0 – 100% full to white (Color → RGB)
3	0 – 255	YELLOW
		Linear 0 – 100% white to full (Color → CMY)
		Linear 0 – 100% full to white (Color → RGB)
4	0 – 255	CTO
		Linear 0 – 100% white to full.
5		COLOR Function
	000 – 085	Full Color
	086 – 170	Half Color
	171 – 255	Linear Path

DMX Parameter	Bit Values	Function
6		COLOR WHEEL
		FULL COLOR
	000 – 009	White
	010 – 019	Dark Red
	020 – 029	Brilliant Blue
	030 – 039	Deep Green
	040 – 049	Golden Amber
	050 – 059	CRI-4
	060 – 069	Dark Orange
	070 – 079	Navy Blue
	080 – 127	CW rotation from slow to fast
	128 – 255	Linear color insertion
		HALF COLOR
	000 – 004	White
	005 – 009	White + Dark Red
	010 – 014	Dark Red
	015 – 019	Dark Red + Brilliant Blue
	020 – 024	Brilliant Blue
	025 – 029	Brilliant Blue + Deep Green
	030 – 034	Deep Green
	035 – 039	Deep Green + Golden Amber
	040 – 044	Golden Amber
	045 – 049	Golden Amber + CRI-4
	050 – 054	CRI-4
	055 – 059	CRI-4 + Dark Orange
	060 – 064	Dark Orange
	065 – 069	Dark Orange + Navy Blue
	070 – 074	Navy Blue
	075 – 079	Navy Blue + White
	080 – 127	CW rotation from slow to fast
	128 – 255	Linear color insertion
		LINEAR PATH
	000 – 009	White
	010 – 019	Dark Red
	020 – 029	Brilliant Blue
	030 – 039	Deep Green
	040 – 049	Golden Amber
	050 – 059	CRI-4
	060 – 069	Dark Orange
	060 – 069	Navy Blue
	070 – 079	White
	080 – 127	CW rotation from slow to fast
128 – 255	Linear color insertion	

<i>DMX Parameter</i>	<i>Bit Values</i>	<i>Function</i>
7		STROBE
	000 – 003	Closed
	004 – 103	Linear Strobe slow (1 flash/sec) to fast (25 flashes/sec)
	104 – 107	Open
	108 – 207	Linear Pulse slow to fast
	208 – 212	Open
	213 – 225	Random Strobe low frequency
	226 – 238	Random Strobe medium frequency
	239 – 251	Random Strobe high frequency
	252 – 255	Open
8	000 – 255	DIMMER Linear Dimmer 0-100%.
9	000 – 255	DIMMER FINE (16 bit)
10		IRIS
	000 – 127	Linear Open from Min. to Max.
	128 – 131	Open
	132 – 171	Pulse from slow to fast
	172 – 211	Pulse slow to fast - instant opening
	212 – 251	Pulse slow to fast - instant closing
	252 – 255	Open

DMX Parameter	Bit Values	Function
11		ROTATING GOBO 1 CHANGE
	000 – 008	Empty position
	009 – 017	Gobo 1 
	018 – 026	Gobo 2 
	027 – 035	Gobo 3 
	036 – 044	Gobo 4 
	045 – 053	Gobo 5 
	054 – 062	Gobo 6 
	063 – 071	Gobo 7 
	072 – 113	Linear CCW fast to slow
	114 – 117	Stop
	118 – 159	Linear CW slow to fast
	160 – 173	Gobo 1 shakes slow to fast
	174 – 187	Gobo 2 shakes slow to fast
	188 – 200	Gobo 3 shakes slow to fast
	201 – 214	Gobo 4 shakes slow to fast
	215 – 227	Gobo 5 shakes slow to fast
228 – 241	Gobo 6 shakes slow to fast	
242 - 255	Gobo 7 shakes slow to fast	
12		GOBO 1 ROTATION
	000 – 127	Gobo indexing: 0° to 540° range
	128 – 190	Linear CW fast to slow
	191 – 192	Stop
	193 – 255	Linear CCW slow to fast

DMX Parameter	Bit Values	Function
13	0 – 255	FINE GOBO 1 ROTATION
		Fine CCW Gobo Indexing
14		ROTATING GOBO 2 CHANGE
	000 – 008	Empty position
	009 – 017	Gobo 1 
	018 – 026	Gobo 2 
	027 – 035	Gobo 3 
	036 – 044	Gobo 4 
	045 – 053	Gobo 5 
	054 – 062	Gobo 6 
	063 – 071	Gobo 7 
	072 – 113	Linear CCW fast to slow
	114 – 117	Stop
	118 – 159	Linear CW slow to fast
	160 – 173	Gobo 1 shakes slow to fast
	174 – 187	Gobo 2 shakes slow to fast
	188 – 200	Gobo 3 shakes slow to fast
	201 – 214	Gobo 4 shakes slow to fast
	215 – 227	Gobo 5 shakes slow to fast
228 – 241	Gobo 6 shakes slow to fast	
242 - 255	Gobo 7 shakes slow to fast	

DMX Parameter	Bit Values	Function
15		GOBO 2 ROTATION
	000 – 127	Indexing: 0° to 540° range
	128 – 190	Linear CW fast to slow
	191 – 192	Stop
	193 – 255	Linear CCW slow to fast
16		FINE GOBO 2 ROTATION
	000 – 255	Fine CCW
17		4 FACET PRISM
	000 – 127	Prism Out
	128 – 255	4 facet Prism IN
18		4 FACET PRISM ROTATION
	000 – 127	Prism indexing: 0° to 540° range
	128 – 190	CW linearly fast to slow
	191 – 192	Stop
	193 – 255	CCW linearly slow to fast
19		EFFECT WHEEL INSERTION
	000 – 007	Effect wheel out
	008 – 255	Effect wheel linear in
20		EFFECT WHEEL ROTATION
	000 – 004	Stop
	005 – 127	CW linearly slow to fast
	128 – 131	Stop
	132 – 255	CCW linearly slow fast
21	0 – 255	FROST
		Linear Frost
22	0 – 255	FOCUS
		Linear Focus
23	0 – 255	ZOOM Linear narrow 000 to wide 255 (beam angle 128 default setting)
24	000 – 255	PAN
		Pan CCW 0° to 540° (default setting)
25	000 – 255	PAN FINE
		Fine CCW Pan
26	000 – 255	TILT
		Tilt CW 0° to 270° (default setting)
27	000 – 255	TILT FINE
		Fine CW Tilt

DMX Parameter	Bit Values	Function	
28		RESET The reset sequence is activated staying in the range for 5 seconds	
	000 – 025	Unused range	
	026 – 076	Effects reset	
	077 – 127	Pan / Tilt reset	
	128 – 255	Complete fixture reset	
29		FUNCTION	
	000 – 020	Unused range	
	021 – 030	P/T Smooth OFF	
	031 – 040	P/T Smooth ON (Default)	
	041 – 050	Dimmer curve 1	Details at page 11
	051 – 060	Dimmer curve 2	
	061 – 070	Dimmer curve 3	
	071 – 080	Dimmer curve 4	
	081 – 090	Fan mode Auto (Default)	
	091 – 095	Fan mode SLN	
	096 – 100	Fan mode Theatre	
	101 – 105	Fan mode RNR	
	106 – 110	Fan mode Standard	
	111 – 120	Pan/Tilt Slow speed	
	121 – 130	Pan/Tilt Medium speed	
	131 – 140	Pan/Tilt Fast speed (Default)	
	141 – 150	CMY Normal speed	
	151 – 160	CMY Fast speed (Default)	
	161 – 170	Display OFF (Default)	
	171 – 180	Display ON	
	181 – 190	PWM Frequency 600Hz	
	191 – 200	PWM Frequency 1200Hz	
	201 – 210	PWM Frequency 2000Hz	
	211 – 220	PWM Frequency 4000Hz	
	221 – 230	PWM Frequency 6000Hz	
	231 – 240	PWM Frequency 20000Hz (Default)	
	241 – 250	Pan/Tilt Follow Spot	
	251 – 255	Unused range	
			IMPORTANT: The functions are activated/selected staying in the necessary range for 3 seconds

IMPORTANT NOTE

To ensure reliable operation of the effects, it is suggested to keep the light source of the projector switch-on for few minutes before moving the effects. Claypaky use a high-performance lubricant that is designed to work within the high temperature environment in Claypaky's modern moving light fixtures. In cold environments, it may take several minutes for the lubricant to reach optimum fluidity and all functions to reach optimum performance.

To preserve the LED engine, it is suggested to set the Dimmer channel @ 0bit few minutes before turning off the power of the fixture.

To prevent accidental breakage of the effects, which could collide with each other's during transport, before switching the fixture OFF, check that all the DMX parameters have been excluded (DMX level @0 bit).

